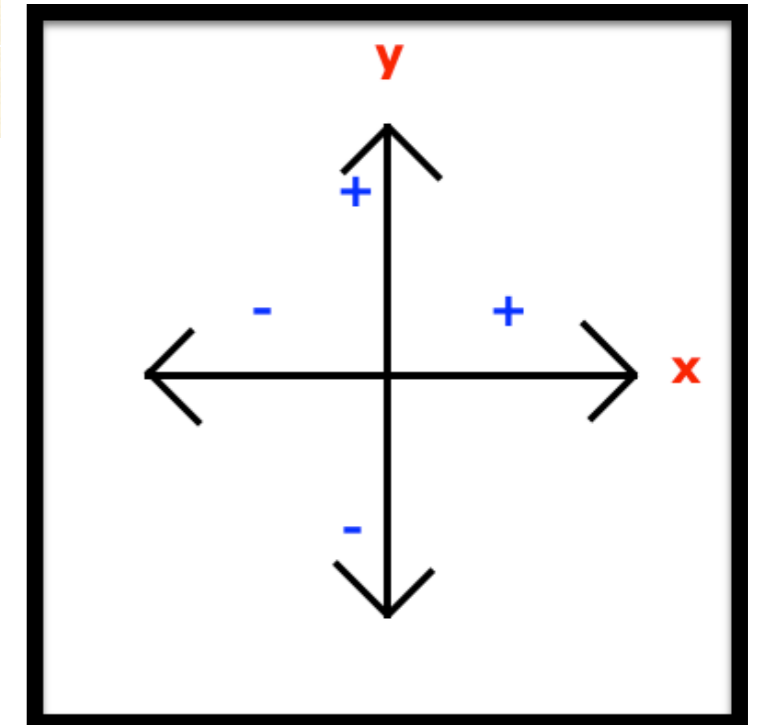




In Hopscotch:


1. Create a new project
2. Add one new character
3. Name game Bump Game!



4. Add code:


<i>Direction</i>	<i>When iPad is...</i>	<i>Code</i>
Right	Tilted Right	Change ____ by ____
Left	Tilted Left	Change ____ by ____
Up	Shaken	Change ____ by ____
Down	Tapped	Change ____ by ____

5. Show a teacher, then add a second character.

When  Tilt Right % > 10

Change X by 100

End

When  Tilt Left % > 10

Change X by -100

End

When  is shaken

Change Y by 100

End

When  is tapped

Change Y by -100

End